

000158



业主们的后顾之忧。



提醒各位业主：一级抗震等级“抗震”折



国外净化工程项目

- BAXTER LABORRIES PTY LTD.
- ZOYU DIGITAL PTY LTD.
- LEMEN TREE PTY LTD.
- OMLIBER PTY LTD.
- GELISSIMIA PTY LTD.
- COLORIBA PTY LTD.
- THE LEFT FOOD PTY LTD.
- PREMIUM FOOD AUSTRALIA PTY LTD.
- PERPEARH GROW PTY LTD.
- CRIUSAS AUSTRALIA PTY LTD.
- BROMINA PTY LTD.
- GEL SYSTEM PTY LTD.
- GOLDEN CIRUULL FOOD PTY LTD.
- HOPE AUSTRALIA WINE PTY LTD.
- JIMOBBER WINES PTY LTD.
- MOTHER METE FOOD PTY LTD.
- TORINA INTERNATIONAL PTY LTD.
- CATHOL HEALTH
- HEALTH AUSTRALIA
- MT ALEXANDOO HOSPITAL
- ROYAL ADELADE HOSPITAL
- SYDNEY ADVENTIST HOSPITAL
- MELBOURNE HEALTH HOSPITAL
- CALVARY HEALTH SERVICE
- ADELAIDE SURGERY REGIONAL HOSPITAL
- SOUTH WEST HEALTH
- PARADISE HEALTH CLINIC
- MEDICAL CLINIC MILLICENT
- FREEMASONS HOSPITAL
- BARWON HEALTH CENTRE
- ALPINE HEALTH
- BEECHWORTH HEALTH SERVICE
- ACUTE FAMILY MEDICAL CLINIC
- AHTN CONSTRUCTION CORP
- ALSKA PRIMARY INC
- BAY FOOD INC.
- NANA WILDERNESS INC.
- CCUTE NATIVE CORP
- INDIA VALLEY KWANN INC.
- SHELETER CORP
- LYNDER RAIL ALAKE INC.
- JOINT REGINNAL ENVIRONMENTAL
- TRIDENT SEAFOODS INC.





SAMZOOON can provide you with a one-stop supply service, new type of updated machine lines, modern workshop, Australia technique standard, rich experience of house project, professional and technical guidance, strict quality control, safety products, transportation, etc. customers can experience a high quality of integrated services.

尚成能为您提供一站式供应服务, 新型进口机器设备, 澳洲先进技术, 高档净化工程经验, 专业的技术指导, 严格的质量控制, 安全的产品运输等等, 都可以让客户体验优质的一体化服务。



提供一站式供应服务, 新型进口机器设备, 澳洲先进技术, 高档房屋工程经验, 专业的技术指导, 严格的质量控制, 安全的产品运输, 严格按照

提供一站式供应服务, 新型进口机器设备, 澳洲先进技术, 高档房屋工程经验, 专业的技术指导, 严格的质量控制, 安全的产品运输, 严格按照

尚成公司通过参加广交会，成功搭建了将产品销往国外的桥梁，展会期间获得国外客商的一致认可，纷纷来厂考察并签订合同。在客户良好的口碑上，我们更与阿里巴巴紧密合作，将产品销往世界各地。

Through participation in the Canton Fair, SAMZOOM successfully built a bridge to sell its products abroad. During the exhibition, it was unanimously recognized by foreign merchants, and one after another came to visit the factory and signed cooperation contracts. In the good reputation of our customers, we work closely with Alibaba to sell our products all over the world.



不是所有彩钢夹芯板都叫净化板，尚成净化板都是从洁净室生产出来的……

安全生产无小事，尚成板材全面对接澳洲技术，彻底解决工程中的板材生锈，接口易脱，保温及修缮难等问题，为业主解决后顾之忧。



01 尺寸检测 Size detection

尚成公司

对产品进行尺寸检测，质检人员对关键数据进行连续性测量，如对角线，长度，宽度，厚度等。

02 平整度检测 Flatness detection

尚成公司

对产品进行平整度检测，主要是由质检人员利用直尺，红外线平整仪检测板面是否符合出厂标准，特别是芯材连接处。



03 承重检测 Bearing test

尚成公司

对产品进行强度测试，有8位质检人员≥500公斤在板面踩踏，测试弯曲程度。

04 剥离测试 Peel test

尚成公司

对产品进行剥离检测，主要由两位质检人员取一块做拉拔试验，芯材和钢板均匀分布面积要≥90%。





详细说明：公母口型手工板

有效宽度：300mm---1180mm，标准板：980mm、1180mm。

厚度：50mm--150mm。

长度：按用户需要及工程要求而定尺寸生产（一般≤6000mm）。

手工板类型：玻镁手工板、硫氧镁手工板、岩棉手工板、铝蜂窝手工板、纸蜂窝手工板、聚氨酯手工板、玻镁岩棉手工板。

安装结构：公母口拼接。

特点：产品表面为高级聚酯树脂、氟碳树脂、高耐候树脂等烤漆彩钢板，金属面可采用镀锌板、304# 不锈钢板、铝镁锰板、铝板等，故耐腐蚀、耐酸、耐爆裂、耐高温、耐老化性能特别好。产品芯材均是 A 级以上阻燃材料（纸蜂窝除外）燃烧时不会融化，也没有高温分解滴落物，材料环保无毒无污染，是目前国内外无尘车间、净化车间、手术室、药厂、电子厂、万级实验室首选产品，强度高、耐冲击、抗震性好，公母口拼接安装更快捷更省成本。

50mm 空芯玻镁手工板

Description: Male-female jointing and rock wool thermal insulating laminboard

Effective width: 300mm---1180mm, normal: 980mm, 1180mm

Thickness: 50mm--150mm

Length: It can be made as user's requirement(normal≤6000mm)

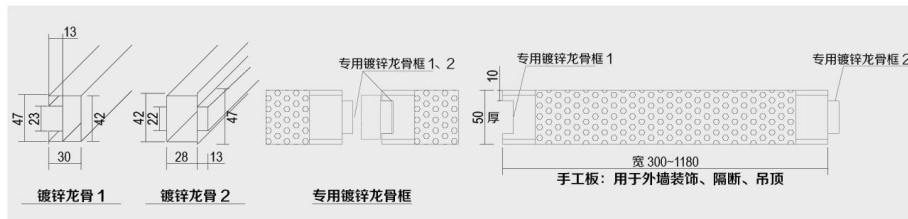
Type: MGO board, MOS board, rock wool board, aluminum honeycomb board, paper honeycomb board, PU board, MGO rock wool board.

Mounting structure: Male-female jointing, cross aluminum jointing


Features: The surface is high grade of polyester, PVDF polyester and fluoro resin paint. The face metal sheet can be used the galvanized sheet, 304# stainless steel sheet, aluminum-magnesium-manganese sheet and aluminum alloy sheet. So it has good anti-corrosion, acidproof, anti-crack, thermostability and ageing resistance. The core materials is A-class flame resistant(except paper honeycomb). There is neither melting during burning nor high temperature decomposing dripping. As a first choice product of cleaning room, operating room, pharmaceutical factory, electron workshop, high grade purification laboratories. It is characterized by high intensity, impact resistance, good shock resistance and easy construction and installation.

适用行业：制药行业、食品加工、医疗卫生、疾病控制、检验检疫、光学技术、激光技术、精密仪器、微电子等行业

Applicable industries: the pharmaceutical industry, food processing, medicine and health, disease control, inspection and quarantine, Optical technology, laser technology, precision instruments, microelectronics, etc







详细说明: 预埋线管手工板

有效宽度: 300mm---1180mm, 标准板: 980mm、1180mm。

厚度: 50mm--150mm。

长度: 按用户需要及工程要求而定尺寸生产 (一般≤ 6000mm)。

手工板类型: 玻镁手工板、硫氧镁手工板、岩棉手工板、铝蜂窝手工板、纸蜂窝手工板、聚氨酯手工板、玻镁岩棉手工板。

安装结构: 公母口拼接。

特点: 产品表面为高级聚酯树脂、氟碳树脂、高耐候树脂等烤漆彩钢板, 金属面可采用镀锌板、304# 不锈钢板、铝锰镁板、铝板等, 故耐腐蚀、耐酸、耐爆裂、耐高温、耐老化性能特别好。产品芯材均是 A 级以上阻燃材料 (纸蜂窝除外) 燃烧时不会融化, 也没有高温分解滴落物, 材料环保无毒无污染, 是目前国内外无尘车间、净化车间、手术室、药厂、电子厂、万级实验室首选产品, 强度高、耐冲击、抗震性好, 公母口拼接安装更快更省成本。



Description: Embed line pipes rabbet thermal insulating laminboard

Effective width: 300mm---1180mm, normal: 980mm、1180mm

Thickness: 50mm--150mm

Length: It can be made as user's requirement(normal≤6000mm)

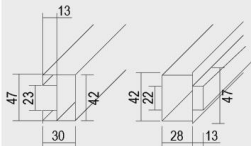
Type: MGO board, MOS board, rock wool board, aluminum honeycomb board, paper honeycomb board, PU board, MGO rock wool board.

Mounting structure: Male-female jointing, cross aluminum jointing

Features: The surface is high grade of polyester, PVDF polyester and fluoro resin paint. The face metal sheet can be used the galvanized sheet, 304# stainless steel sheet, aluminum-magnesium-manganese sheet and aluminum alloy sheet. So it has good anti-corrosion, acidproof, anti-crack, thermostability and ageing resistance. The core materials is A-class flame resistant(except paper honeycomb). There is neither melting during burning nor high temperature decomposing dripping. As a first choice product of cleaning room, operating room, pharmaceutical factory, electron workshop, high grade purification laboratories. It is characterized by high intensity, impact resistance, good shock resistance and easy construction and installation.

适用行业: 制药行业、食品加工、医疗卫生、疾病控制、检验检疫、光学技术、激光技术、精密仪器、微电子等行业

Applicable industries: the pharmaceutical industry, food processing, medicine and health, disease control, inspection and quarantine, Optical technology, laser technology, precision instruments, microelectronics, etc



铝合金型材 1

铝合金型材 2



板与板连接



手工板: 用于外墙装饰、隔断、吊顶



50mm 空芯玻镁企口板

详细说明: 企口型空芯玻镁夹芯板

有效宽度: 1150mm

厚度: 50mm--150mm.

长度: 按用户需要及工程要求而定尺寸生产 (一般 ≤ 6000mm)。

芯材: 不返卤硫酸镁、氧化镁和卤水三元为主要原料, 以中碱性玻纤网当增强材料, 防水、无味、无毒、不腐、不裂。

安装结构: 企口型拼接。

特点: 产品表面为高级聚酯树脂、氟碳树脂、高耐候树脂等烤漆彩钢, 金属面可采用镀锌板、304# 不锈钢板、铝锰镁板、铝板等, 故耐腐蚀、耐酸、耐爆裂、耐高温、耐老化性能特别好。产品芯材均是 A 级以上阻燃材料燃烧时不会融化, 也没有高温分解滴落物, 材料环保无毒无污染, 是目前国内外无尘车间、净化车间、手术室、药厂、电子厂、万级实验室首选产品, 强度高、耐冲击、抗震性好, 公母口拼接安装更快更省成本。

Description: Tongue and groove type hollow core MGO board

Effective width: 1150mm

Thickness: 50mm-150mm

Length: It can be made as user's requirement(normal≤6000mm)

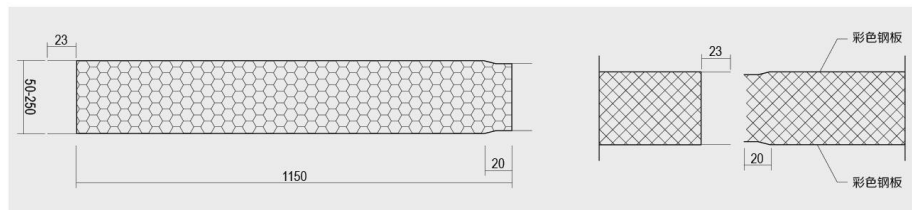
Core materials: non-spill MgSO4, MgO and bittern, Med-alkalinity glass fiber net enforced, waterproof, non-toxic, staleproof and shockproof.

Mounting structure: Tongue and groove jointing

Features: The surface is high grade of polyester, PVDF polyester and fluororesin paint. The face metal sheet can be used the galvanized sheet, 304# stainless steel sheet, aluminum-magnesium-manganese sheet and aluminum alloy sheet. So it has good anti-corrosion, acidproof, anti-crack, thermostability and ageing resistance. The core materials is A-class flame resistant(except paper honeycomb). There is neither melting during burning nor high temperature decomposing dripping. As a first choice product of cleaning room, operating room, pharmaceutical factory, electron workshop, high grade purification laboratories. It is characterized by high intensity, impact resistance, good shock resistance and easy construction and installation.

适用行业: 制药行业、食品加工、医疗卫生、疾病控制、检验检疫、光学技术、激光技术、精密仪器、微电子等行业


Applicable industries: the pharmaceutical industry, food processing, medicine and health, disease control, inspection and quarantine, Optical technology, laser technology, precision instruments, microelectronics, etc



项目展示

- 广州白云清洁集团
- 联系人: 杜总
- 合作项目: 提取车间、净化车间彩钢安装
- 名称: 50mm 企口型空芯玻镁夹芯板
- 数量: 8600m²





50mm 岩棉玻镁企口板

详细说明: 企口型岩棉玻镁夹芯板

有效宽度: 1150mm

厚度: 50mm---150mm。

长度: 按用户需要及工程要求而定尺寸生产 (一般≤ 6000mm)。

芯材: 不返卤硫酸镁、氧化镁和卤水三元为主要原料, 以中碱性玻纤网作增强材料, 以高密度防水、无味、无毒、不腐、不裂的玄武岩棉作填充芯材。

安装结构: 企口型拼接。

特点: 产品表面为高级聚酯树脂、氟碳树脂、高耐候树脂等烤漆彩钢板, 金属面可采用镀锌板、304# 不锈钢板、铝锰镁板、铝板等, 故耐腐蚀、耐酸、耐爆裂、耐高温、耐老化性能优异。产品芯材均是 A 级以上阻燃材料, 燃烧时不会融化, 也没有高温分解滴落物, 材料环保无毒无污染, 是目前国内外无尘车间、净化车间、手术室、药厂、电子厂、万级实验室首选产品, 特别是强度高、耐冲击、抗震性好, 公母口拼接安装更快捷更省成本。

Description: Tongue and groove type rock wool MGO sandwich board

Effective width: 1150mm

Thickness: 50mm-150mm

Length: It can be made as user's requirement (normal≤6000mm)

Core materials: stuff rock wool, non-spill MgSO4, MgO and bitter, Med-alkalinity glass fiber net enforced, waterproof, non-toxic, staleproof and shockproof.

Mounting structure: Tongue and groove jointing

Features: The surface is high grade of polyester, PVDF polyester and fluororesin paint. The face metal sheet can be used the galvanized sheet, 304# stainless steel sheet, aluminum-magnesium-manganese sheet and aluminum alloy sheet. So it has good anti-corrosion, acidproof, anti-crack, thermostability and ageing resistance. The core materials is A-class flame resistant(except paper honeycomb). There is neither melting during burning nor high temperature decomposing dripping. As a first choice product of cleaning room, operating room, pharmaceutical factory, electron workshop, high grade purification laboratories. It is characterized by high intensity, impact resistance, good shock resistance and easy construction and installation.

适用行业: 制药行业、食品加工、医疗卫生、疾病控制、检验检疫、光学技术、激光技术、精密仪器、微电子等行业

Applicable industries: the pharmaceutical industry, food processing, medicine and health, disease control, inspection and quarantine, Optical technology, laser technology, precision instruments, microelectronics, etc




项目展示

● 雀巢公司

- 联系人: 庞主任
- 合作项目: 食品车间、冷却塔、风柜等净化车间钢板安装
- 名称: 50mm 企口型岩棉玻镁夹芯板
- 数量: 9500m²





详细说明: 硫氧镁彩钢夹芯板, 硫氧镁净化专用板

有效宽度: 1150mm

厚度: 50mm---150mm.

长度: 按用户需要及工程要求而定尺寸生产 (一般 ≤ 6000mm) 。

芯材: 硫氧镁彩钢夹芯板

安装结构: 企口型拼接。

特点:

尚成公司研发生产的硫氧镁夹芯钢板, 相比前一代中空玻镁彩钢夹芯板具有以下优点:

1. 不变形, 因为硫氧镁芯材采用拱桥结构式原理, 局部受力会将力分散, 硫氧镁芯材是上下两个面分别在模具中整体成型, 用胶水粘帖部件少, 受压、热胀冷缩后变形小, 其承载力是中空玻镁的 2 倍, 稳定性能极好, 耐久耐潮, 不受凝结水珠或潮湿空气的影响, 不返卤、不溢白色晶体物。
2. 防火性, 防火性能极好, 不燃级别达到 GB8624-1997A 级, 导热系数低, 局部上千度烧烤, 背面也不会发热, 被烧部位不会蔓延扩大, 不产生烟尘, 无毒无污染物体。
3. 平整度, 硫氧镁彩钢复合板, 表面平整度优于其它芯材产品, 因硫氧镁芯材不受干湿度影响, 热胀冷缩系数极低, 加上本公司进口电子精密切割机一次成型切割, 整体平整度误差在 0.1mm 以内。
4. 使用年限, 硫氧镁分子结构稳定, 耐老化, 不受湿热雨水天气影响, 水中浸泡也不变形, 不腐蚀铝材、拉钉和钢板, 防腐, 防菌, 防虫, 防白蚁, 使用年限不少于 20 年。

Description: Magnesium oxysulfate sandwich panel

Effective width: 1150mm

Thickness: 50mm-150mm

Length: It can be made as user's requirement(normal≤6000mm)

Core materials: non-spill MgSO₄, MgO and bittern, Med-alkalinity glass fiber net enforced, waterproof, non-toxic, staleproof and shockproof.

Mounting structure: Tongue and groove jointing

Features:

SAMZOOM'S MOS board, compared with the previous generation of MGO board has the below advantages:

- 1.Non-deformation
Colored steel main body made up by many piece of core, its internal structure is very close, not like the original that kind of a big piece of hollow MGO products, which will happen after receipt of the heat bilges cold shrink deformation, cause the distortion of the color steel plate surface uneven deformation.
- 2.Non-unglued
Colored steel body glue scattered in multiple sandwich bar above, plus the production each article core and core percolated down there will be some glue of quality control, so the close connection degree is very compact, and even if a piece of sandwich steel occurred within two root degumming, also won't affect the whole solid degree, different from the original after a produce degumming hollow glass magnesium can fall off with the whole piece of steel plate.
- 3.flatness
Colored steel surface roughness is better than the other block core material product, because each core of the plastic surface is through our company import electronic precision saw blade cutting and forming, so the overall flatness error control within 0.1 mm, while the other block core material product for need after artificial secondary adhesion after molding, so easy to cause error between the thickness of the block and block more than 1 mm, so after rolling out mechanism line will see the obvious core seam.



项目展示

- 东莞巴松那
- 联系人: 刘总
- 合作项目: 净化车间工艺制冷主机彩钢板及功能等净化安装工程
- 名称: 50mm 企口型硫氧镁夹芯板
- 数量: 12000m²





详细说明: 氟碳镁夹芯板

有效宽度: 1150mm。

厚度: 50mm--150mm。

长度: 按用户需要及工程要求而定尺寸生产 (一般 ≤ 6000mm)。

芯材: 氟碳镁。

安装结构: 公母口拼接。

特点: 产品表面为高级聚酯树脂、氟碳树脂、高耐候树脂等烤漆彩钢板, 金属面可采用镀锌板、304# 不锈钢板、铝镁锰板、铝板等, 故耐腐蚀、耐酸、耐爆裂、耐高温、耐老化性能特别好。产品芯材均是 A 级以上阻燃材料燃烧时不会融化, 也没有高温分解滴落物, 材料环保无毒无污染, 是目前国内外无尘车间、净化车间、手术室、药厂、电子厂、万级实验室首选产品, 强度高、耐冲击、抗震性好, 公母口拼接安装更快捷更省成本。

Description: Magnesium oxysulfate sandwich panel

Effective width: 1150mm

Thickness: 50mm-150mm

Length: It can be made as user's requirement (normal ≤ 6000mm)

Core materials: fluorine carbon magnesium

Mounting structure: Tongue and groove jointing

Features: The product surface for senior polyester paint color steel plate, and can adopt galvanized plate, stainless steel plate, so the resistance Corrosion resistance is especially good, tongue and groove type splicing installation faster and more save cost.

尚成公司独家研发生产的氟碳镁夹心彩钢板, 相比前一代彩钢净化夹芯板具有一下优点:

1. PVDF 氟碳涂层另彩钢的抗腐蚀, 抗酸碱等能力成倍增加, 是高档净化及高档房屋工程的理想板材材料用。
2. PVDF 氟碳涂层可开发出专业抗红外线保温功能的氟碳镁板材, 是保温要求高的特殊板材的理想用料。

SAMZOOM exclusive research and development production of FCM sandwich board, compared with the previous generation of purification colored steel sandwich board has the below advantages:

1. PVDF coating cause the board have multiply ability of corrosion resistance, acid and alkali resistant, which is an ideal plate high-grade purification and high-grade building engineering materials.
2. The PVDF coatings can develop professional infrared thermal insulation resistance function of fluorine carbon magnesium plate, is an ideal material for heat preservation demanding special plate.




项目展示



● **广东丸美生物科技**

- 联系人: 陈董
- 合作项目: 无尘间、走廊、检测间、生产间、净化车间彩钢板安装
- 名称: 50mm 企口型氟碳镁夹芯板
- 数量: 12800m²



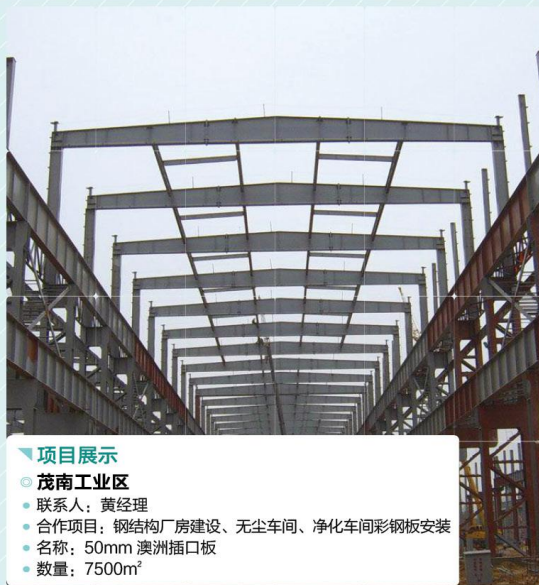


Australia interfaces board 澳洲插口板



项目展示

- 中铁五局地铁
- 联系人：肖总监
- 合作项目：钢结构横铺板房屋安装、无尘车间净化彩钢板安装
- 名称：50mm 澳洲接口板
- 数量：7500m²



项目展示

- 茂南工业区
- 联系人：黄经理
- 合作项目：钢结构厂房建设、无尘车间、净化车间彩钢板安装
- 名称：50mm 澳洲插口板
- 数量：7500m²





详细说明: 1050 咬口型屋面夹芯板


有效宽度: 1050mm

厚度: 50mm---200mm(按客户要求)

长度: 按用户需要、工程要求及运输条件定尺生产

可用芯材: 泡沫、聚氨酯、挤塑、岩棉

安装结构: 咬口型搭接, 加扣码固定(见图)



Detailed description: 1050seaming type thermal insulation board.

Effective width: 1050mm

Thickness: 50mm---200mm(according to the requirement of customers)

Length: It is made upon the need of users, project requirement and transportation condition

Applicable core material: Foam, polyurethane, extruded plastic and rock wool.

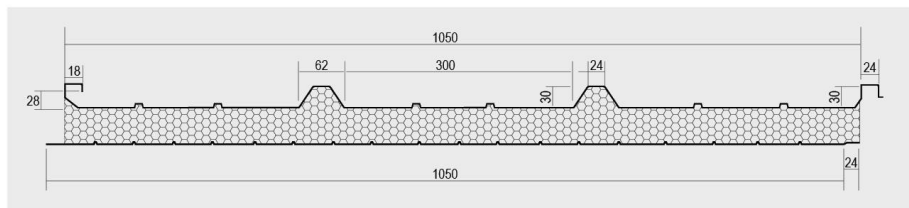

Erection structure and application: Seaming over lapping and fixing with buckle (see the drawing below)

广泛适用于: 大跨度组合钢结构及网架等工程。

如: 体育馆、影剧院、大型厂房会议中心、礼堂等屋面部分。

Widely used in: big span steel structure combination and rack and other projects.

Such as: stadiums, theatres, large factory conference center, such as part of the roof.




项目展示

● **平桥工业园**

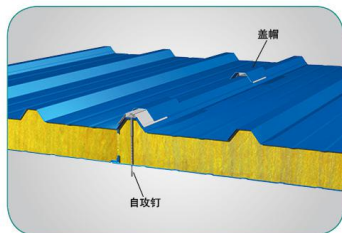
- 联系人: 欧总
- 合作项目: 钢结构厂房建设、无尘净化车间彩钢板安装
- 名称: 50mm 咬口型屋面夹芯板
- 数量: 5000m²





详细说明: 960 型盖帽式隔热夹芯板

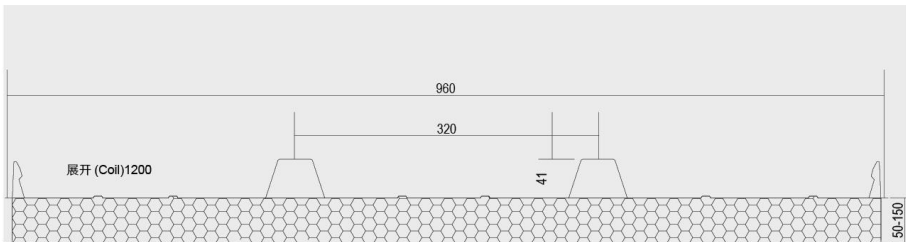
有效宽度: 960mm
 厚度: 50mm---150mm (按客户要求)
 长度: 按用户需求、工程要求及运输条件定尺生产
 芯材: 泡沫、聚氨酯、挤塑、岩棉
 安装结构: 公母口拼接加盖帽防水安装。



Detailed description: 960covering type thermal insulation laminboard


Effective width: 960mm
 Thickness: 50mm---150mm(according to the requirement of customers)
 Length: It is made upon the need of users, project requirement and transportation condition.
 Applicable core material: Foam, polyurethane, extruded plastic and rock wool.
 Erection structure and application: Male and female joint plus covering water proof erection.


广泛适用于: 大跨度组合钢结构及网架等工程。
 如: 体育馆、影剧院、大型厂房会议中心、礼堂等屋面部分。
 Widely used in: big span steel structure combination and rack and other projects.
 Such as: stadiums, theatres, large factory conference center, such as part of the roof.



项目展示

- 宜昌亚峰环保科技有限公司
- 联系人: 李工
- 合作项目: 钢结构厂房建设、无尘净化车间彩钢板安装
- 名称: 50mm 屋面夹芯板
- 数量: 16200m²





详细说明：1000 型 PU 聚氨酯屋面板

聚氨酯节能板适用于屋顶倾斜度 3% 的给类工商业建筑，自洁型高档面板，减少了屋面的积灰量，使建筑物屋面保持恒久结晶，高波峰提高了屋面板的承载力，具有跨度大、排水快、安装便捷等特点，搭接处采用流体力学设计，保证安装快捷、气密、防毛细渗水效果好。

- 彩用暗钉连接，板面搭接紧密。
- 独特的防水槽设计，有效防止雨水渗漏，并避免了冷桥现象。
- 40mm 波峰高度，极大提高屋面板承载力。在确保建筑特保温效果的同时，有效降低客户建筑成本，屋面坡度最低可达 3%。

Detailed description: 1000 pu roof panel

Energy-saving polyurethane plate is suitable for the roof tilt 3% for commercial and industrial construction, high-grade self-cleaning type panel, reduced the amount of soot formation roof, keep building roofing permanent crystallization, high wave improving the bearing capacity of the roof panel, with large span and fast drainage, installation is convenient wait for a characteristic, it adopts the design of fluid mechanics, ensure the installation fast, airtight, capillary water seepage prevention effect is good.

- Colour with dark nail connection, board face lap closely.
- The unique anti tank design, effectively prevent leakage of rain, and avoid the phenomenon of cold bridge.
- 40 mm wave height, greatly improve the bearing capacity of roof panel. In ensuring the building heat preservation effect at the same time, effectively reduce the construction cost, roof slope the lowest can reach 3%.

适用行业：各类工业厂房、民用建筑及公共建筑等钢结构建筑物的非承重屋面围护。

Applicable industries: all kinds of industrial and civil buildings and public buildings of building steel structure, such as nonbearing roof enclosure.

外钢板		板厚 (mm)	传热系数 u-value(k) w(m ² Xk)	P					
厚度：0.4/0.5/0.6	涂层：HDP/SMP/PE			L	L	L	L	L	
内钢板		板厚 (mm)	传热系数 u-value(k) w(m ² Xk)	P=kg/m ²					
厚度：0.4/0.5/0.6	涂层：HDP/SMP/PE			60	80	100	120	150	
板厚		50	0.25	L=	3.45	3.10	2.85	2.65	
50/60/75/80/100 mm		60	0.19	L=	4.05	3.60	3.33	3.10	
板宽		75	0.14	L=	4.55	4.10	3.80	3.55	
1000 mm		80	0.13	L=	4.83	4.50	4.22	3.80	
		100	0.12	L=	6.35	5.70	5.25	4.90	
		120	0.11	L=	8.11	6.80	6.32	5.45	



说明：聚氨酯墙面板

聚氨酯墙面板一般用于建筑物的屋面外层板，该板具有良好的保温、隔热、隔音效果，并且聚氨酯可燃，符合消防安全。上下板加聚氨酯的共同作用，具有很高的强度和刚度，下层板光滑平整，线条明增加室内美观度、平整度。安装方便，工期短，美观，是一种新型的建筑材料。

扣钉连接，表面无外露螺钉，建筑墙体优美流畅。

高抗弯承载力，墙体力学性能优越，减少对辅助钢结构的依赖。

有效解决冷桥，保温性能卓越，减少对建筑室内空调装置的费用。

多种外观效果，墙面美观。



无缝搭接

English description: pu wall sandwich panel

Polyurethane wall energy-saving plates are used for building roof of the outer plate, the plate has good heat preservation, heat insulation, sound insulation, and polyurethane as auxiliary combustion, comply with the fire control safety. Polyurethane were added on the joint action, has the very high strength and stiffness, the lower plate is smooth level off, the line is clear, increase indoor aesthetic, flatness. Easy installation, short time limit, and beautiful, is a new of building materials.

扣钉连接, no exposed screw surface, the beautiful building wall smooth.


高抗弯承载力, wall body mechanics performance is superior, reduce dependence on auxiliary steel structure.

有效解决冷桥, heat preservation performance is remarkable, reduce the cost for building indoor air-conditioning unit.

多种外观效果, metope is beautiful.

多种外观效果。集立体感与优雅装饰效果于一体，墙面光泽度、色度、亮度随光线角度与位置不同产生鲜明的明暗条纹。

多种外观效果。集立体感与优雅装饰效果于一体，墙面光泽度、色度、亮度随光线角度与位置不同产生鲜明的明暗条纹。



水波纹墙面 方波墙面效果 纯平墙面效果 水波纹中凹效果 三凹槽效果 大波浪效果

外钢板 厚度: 0.4/0.5/0.6 层: HDP/SMP/PE	内钢板 厚度: 0.4/0.5/0.6 层: HDP/SMP/PE	板厚 (mm)	传热系数 u-value(k) w(m ² Xk)	P					
				P=kg/m ²	60	80	100	120	150
		50	0.25	L=	3.45	3.10	2.85	2.65	
		60	0.19	L=	4.05	3.60	3.33	3.10	
		75	0.14	L=	4.55	4.10	3.80	3.55	
		80	0.13	L=	4.83	4.50	4.22	3.80	
		100	0.12	L=	6.35	5.70	5.25	4.90	
		120	0.11	L=	8.11	6.80	6.32	5.45	



项目展示

新希望集团

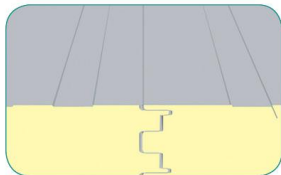
- 联系人: 陈工
- 合作项目: 钢结构厂房建设、无尘车间、净化车间彩钢安装
- 名称: 50mm 聚氨酯墙面板
- 数量: 36800m²





详细说明: 聚氨酯冷库板

- 保鲜库 (保鲜库温度保持在 0°C, 冷库板的最佳厚度为 10 公分)**
保鲜库最大限度地保持一些农产品原有的品质和新鲜度, 就是鲜活的农产品, 在保鲜贮藏一段时间后, 仍然是刚采摘或接近刚采摘时的鲜活状态和品质。
- 冷藏库 (冷藏库温度保持在 -18°C, 冷库板的适宜厚度为 15 公分)**
冷藏库主要用作对食品、乳制品、肉类、水产、禽类、果蔬、冷饮、花卉、绿植、茶叶、药品、化工原料、电子仪表器等恒温贮藏。
- 冷冻库 (冷藏库温度保持在 -38°C, 冷库板的适宜厚度为 20 公分)**
冷冻库冷库主要用于食品, 药品, 机械的冷冻加工及冷藏, 它通过人工制冷, 使室内保持一定的低温。



搭接效果

Detailed description: pu cool room board

- Refreshment storage (which can remain at 0°C temperature, cold storage board the best thickness of 10 cm)**
Which can maximize keep some original quality and freshness of agricultural products, is the fresh agricultural products, in the preservation storage after a period of time, is still the fresh-cut or living condition and quality of fresh-cut near the end of the.
- Cold storage (cold storage temperature kept at -18°C, the suitable thickness of cold storage board is 15 cm)**
A cold storage is mainly used for the food, dairy products, meat, aquatic products, poultry, fruits and vegetables, cold drinks, flowers, green plant, tea, medicine, chemical raw materials, such as electronic instrument of constant temperature storage
- Freezer storage (cold storage temperature kept at -38°C, the suitable thickness of cold storage board is 20 cm)**
Freezer refrigerator is mainly used in food, medicine, machinery of frozen processing and cold storage, it by artificial refrigeration, make indoor low temperature is constant


产品特点:

- 凹凸槽结构, 提高了板材接缝处绝缘气密性, 专为冷藏室、仓库设计。
- 板材均匀稳固, 隔热性能、防水性能极佳。
- 自重轻, 外观优美, 有效解决冷藏工业温差。
- 在一定的模数内, 库体可在长、宽、高三个方向自由变化, 能够依需要扩大或缩小, 也可将拼装板拆开, 异地再装, 安装简易快捷

Feature:

- Structure of concave and convex chamfer, improve the insulation plate the joint air tightness, designed for cold storage, warehouse.
- Plate uniform solid, excellent insulating performance, waterproof performance.
- Light weight, beautiful appearance, effectively solve the temperature refrigeration industry.
- Within a module, the library body length, width and height on three directions free of change, can be in accordance with the need to expand or narrow, also can be assembled plate apart, different reload, installation simple and fast

外钢板		传热系数 u-value(k) w(m ² Xk)	P △	P				
厚度: 0.4/0.5/0.6	涂层: HDP/SMP/PE			L	L	L	L	L
内钢板		板厚 (mm)	P=kg/m ²	60	80	100	120	150
厚度: 0.4/0.5/0.6	涂层: HDP/SMP/PE		50	L=	3.45	3.10	2.85	2.65
板厚		60	L=	4.05	3.60	3.33	3.10	
50/60/75/80/100 mm		75	L=	4.55	4.10	3.80	3.55	
板宽		80	L=	4.83	4.50	4.22	3.80	
1000 mm		100	L=	6.35	5.70	5.25	4.90	
		120	L=	8.11	6.80	6.32	5.45	



项目展示

- 奥纳尔制冷科技
- 联系人: 冯经理
- 合作项目: 食品车间、净化车间彩钢板安装
- 名称: 50mm 聚氨酯冷库板
- 数量: 31600m²





详细说明: 聚氨酯侧封岩棉板

聚氨酯封边岩棉夹芯板硬发泡是目前国际公认最好的建筑围护防火保温板材。其导热系数低、耐性好, 抗弯强度高、不吸水、不腐烂、不虫蛀鼠咬、阻燃性好、耐温范围大。利用聚氨酯(PU, PIR)的物理特性及独特配方, 将聚氨酯发泡剂均匀喷覆在彩钢板上, 使发泡剂在彩钢板之间发泡成型成为三层一次性成型的聚氨酯彩钢复合夹芯板。这种新的轻型建材是彩涂钢板与聚氨酯的完美结合, 是轻型建材的发展方向。



Detailed description: pu side close type of rock wool sandwich panel

Rock wool sandwich panel hard foaming polyurethane sealing side is internationally recognized as the best construction enclosure fire insulation plate. Its low thermal conductivity, good resistance to load, high bending strength, water absorption, decay, don't eat by moth mouse bite, good flame retardant, large scope of heat-resistant. Using the physical properties of polyurethane (PU) PIR and unique formula, the spray equably on colored steel, polyurethane foaming agent to make foaming agent between colored steel foam molding three layers one-time molding polyurethane colored composite sandwich plate. The new lightweight construction materials is the perfect combination of painted steel and polyurethane, is the development direction of lightweight building materials

产品特点:

新型防火岩棉夹芯板是选用两层高品质的彩色涂层钢板或其他精密压型的金属板材做面板, 辊压成型后, 将分条后的岩棉 90 度翻转 (使其纤维垂直于上下两层钢板)。通过高强度的、高粘结力的、高防火的粘结剂, 将优质岩棉与金属面板强力粘接, 复合而成美观、平整、刚韧的建筑材料。成型后的板材具有优良的防火、保温、环保等特点, 为工业建筑围护系统提供了一个绝佳的选择。

聚氨酯双侧封岩棉夹芯板充分发挥了岩棉芯材的独特性能, 在防火、保温隔热、吸音隔声等方面有着显著的功效; 同时又保留了聚氨酯可塑、密闭、高强、不吸水的优点。此材料的问世是建筑工程方面一次革命性的改变, 使得聚氨酯、岩棉的优点得到了充分的融合, 摒弃了传统板材存在的缺点。在某种意义上讲, 聚氨酯双侧封岩棉夹芯板与普通岩棉夹芯板不能相提并论。

Feature:

New type of fireproof rock wool is central core board selects two high quality color coated steel sheet or other precision forming of sheet metal panels, roller forming, the article will rock wool after 90 degrees (the fiber perpendicular to the upper and lower two layers of steel plate), by high strength, high cohesive force, high fire prevention of the binder, high quality rock wool and metal panel strong adhesive, composite and become beautiful, smooth, firm and tough building plank. After forming the board that has excellent characteristics such as fire prevention, heat preservation, environmental protection, for industrial building containment system provides an excellent choice.

Polyurethane sealing rock wool sandwich panel on both sides give full play to the unique properties of rock wool core material, the fire prevention, heat preservation and heat insulation, sound-absorbing, sound insulation, etc, has a significant effect. At the same time retain the polyvinyl chloride resin plastic, sealed, the advantages of high strength, not bibulous. The arrival of this material is a revolutionary changes in construction engineering, polyurethane, rock wool got fully the advantages of integration, regarding the disadvantages of the traditional plank. In a sense, polyurethane seal rock wool sandwich panel on both sides with ordinary rock wool sandwich panel can't well theory.

性能	密度 ≥ 100kg/m ³	密度 ≥ 120kg/m ³	标准
抗压强度	85	105	EN 826
剪切强度	60	80	EN 12099
抗拉强度	170	220	EN 1607
渣球含量	<5 (粗渣球尺寸 >0.25) <30 (细微渣球尺寸 >63 μm)		ASTM C1335
导热系数	≤0.036		GB/T 10295 ASTM C518
防火等级	不燃性材料 对火反应 A 级		EN ISO 1182 GB/T 5464
吸湿率	<1		ASTM C1104 GB/T 5480.7
憎水率	≥98		GB 10299
老化膨胀率	≤ 5 (在温度 65℃和相对湿度 >95% 条件下 24 小时后的厚度变化率)		prEN 14509
熔化温度	>1000		



项目展示

华信佳盛新能源科技

- 联系人: 叶经理
- 合作项目: 钢结构厂房建设、无尘净化车间彩钢板安装
- 名称: 50mm 聚氨酯侧封岩棉板
- 数量: 27800m²





50mm 1150 岩棉企口板

详细说明: 企口型岩棉夹芯板

有效宽度: 1150mm

厚度: 50mm---150mm(按客户要求)

长度: 按用户需要及工程要求而定尺生产

芯材: 岩棉、泡沫、挤塑、聚氨酯、纸蜂窝

安装结构: 企口型拼接。

特点: 产品表面为高级聚酯烤漆彩钢板, 并可采用镀锌板、不锈钢板, 故耐腐蚀性特好, 企口型拼接安装更快捷更省成本。

Detailed description: Rabbet type rock wool thermal insulating laminboard.

Effective width: 1150mm

Thickness: 50mm---150mm (according to the requirement of customers)

Length: It is made upon the need of users and project requirement.

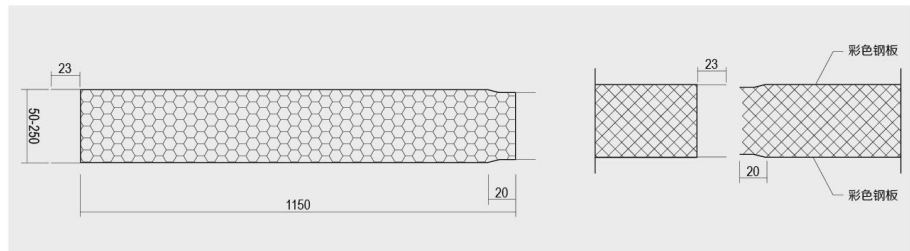
Core material: Rock wool

Erection structure and application: Rabbet joint.

Features: The product surface for senior polyester paint color steel plate, and can adopt galvanized plate, stainless steel plate, so the resistance Corrosion resistance is especially good, tongue and groove type splicing installation faster and more save cost.

适用行业: 制药行业、食品加工、医疗卫生、疾病控制、检验检疫、光学技术、激光技术、精密仪器、微电子等行业



Applicable industries: the pharmaceutical industry, food processing, medicine and health, disease control, inspection and quarantine, Optical technology, laser technology, precision instruments, microelectronics, etc



项目展示

- 广东温氏食品
- 联系人: 蔡经理
- 合作项目: 钢结构猪圈鸡舍安装工程
- 名称: 50mm 企口型岩棉夹芯板
- 数量: 8600m²





详细说明: 特殊用途彩钢夹芯板

岩棉彩钢夹芯板 - 窑炉, 烘道, 涂装, 烤漆房专用板

产品介绍:

该产品颜色洁白、尺寸规整, 能直接固定于工业窑炉炉壳钢板锚固钉上, 具有良好的耐火隔热效果, 提高了窑炉耐火隔热的整体性它具有重量轻、耐高温、保温效果好、施工方便等诸多优点, 是优质的工业炉衬里材料。

产品特点:

1. 岩棉属于无机隔热材料, 是以玄武岩为主要原料, 经熔化, 用高压蒸汽喷吹冷却而成, 具有质轻, 导热系数小, 弹性好, 不蛀, 不腐烂, 化学稳定性的优点。同时还具有绝佳的隔音性能。2. 岩棉夹芯板除用于一般的起保温隔热作用的活动结构外, 它们更被广泛地应用于各种防火隔音场所。产品性能1, 绝热性能。绝热性能好是岩棉的基本特性, 在常温条件下(25℃左右)它们的热导率。
2. 燃烧性能。岩棉的燃烧性能取决于其中可燃性粘接剂的多少。岩棉本身属无机质硅酸盐纤维, 不可燃, 在加工成制品的过程中, 有时要加入有机粘接剂或添加剂, 这些对制品的燃烧性能会产生一定的影响。
3. 隔音性能。岩棉具有优良的隔音和吸声性能, 其吸声机理是这种制品具有多孔性结构, 当声波通过时, 由于流阻的作用产生摩擦, 使声能的一部分为纤维所吸收, 阻碍了声波的传递。材料适用: 1. 上/下钢板厚度: 0.5mm-1.0mm; 2. 芯材: 岩棉密度为 100kg-140kg; 3. 侧边钢带或无侧边封钢带: 0.5 ~ 1.0mm 镀锌板岩棉夹芯彩钢板上料宽度 1200mm, 有效宽度为 1150mm。

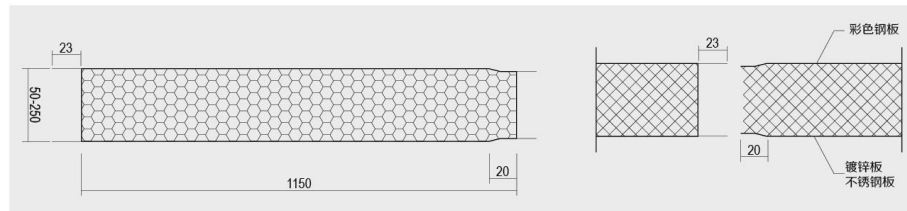
Detailed description: Special purpose of sandwich panel

Description:

This product color white, size neat, can be directly fixed on industrial kiln furnace shell steel anchor nail, has good fireproof and heat insulation effect, improving the integrity of kiln refractory insulating it has light weight, high heat resistance, good heat preservation effect, construction is convenient, and many other advantages, is the high quality material in the industrial furnace lining.

Features:


1. Rock wool belongs to the inorganic thermal insulation materials, is with iron slag as main raw materials, after melting, with high-pressure steam injection cooling and become, have qualitative light, small coefficient of thermal conductivity, good elasticity, incombustible, does not decay, does not decay, and the advantages of chemical stability. At the same time also has excellent sound insulation performance. 2. The rock wool sandwich panel except for general activities in one of the heat preservation and heat insulation structure, they are more widely applied in all kinds of fire insulation. Product performance 1, adiabatic performance. Good heat insulation performance is the basic characteristic of the rock wool, under the condition of normal temperature (25 °C or so) of their thermal conductivity.
2. The combustion performance. Rock wool of combustion performance depends on the amount of combustible dope. Rock wool itself belongs to the inorganic silicate fiber, nonflammable, in the process of processing into products, and sometimes to add organic binder or additives, the combustion performance of products can produce certain effect.
3. Sound insulation performance. Rock wool has good sound insulation and sound absorption performance, the sound absorption mechanism is this kind of products with porous structure, when the sound waves through the friction due to the effect of flow resistance, make part of the sound energy is absorbed by the fiber, hindered the sound wave transmission. Material used: 1. The up/down the steel plate thickness, thickness can be made into 50 ~ 150 was core material (mineral) rock wool capacity of 80 kg to 120 kg/m³; 3. The side steel belt or without side sealing strip: 0.5 ~ 1.0 mm galvanized sheet rock wool sandwich colored steel blanking width 1200 mm, the effective width is 1150 mm.

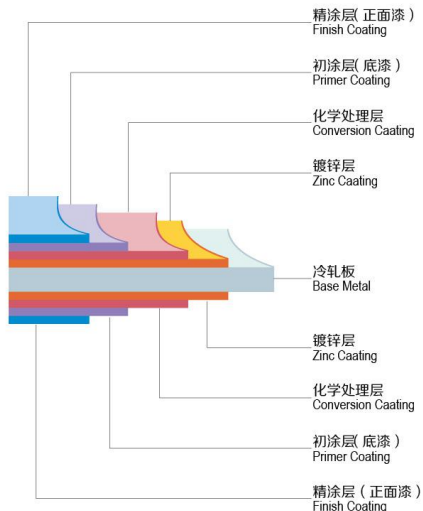


项目展示

深圳冷通

- 联系人: 凌经理
- 合作项目: 智能模块化单元彩钢安装工程
- 名称: 100mm 企口烘道窑炉岩棉夹芯板
- 数量: 5500m²





彩色涂层钢板，它以冷轧镀锌钢板为基板，经过表面脱脂、磷化、铬酸盐等处理后，涂上有有机涂料经烘烤而成。

测试证明，彩板在 120℃ 烘箱中连续加热 96 小时，涂层表面光泽，颜色无任何变化，经过折弯或冲压表面涂层无脱落现象，涂层质量远比对成型金属表面进行单体喷涂或刷涂的质量更均匀、更稳定、更理想，在正常情况下养护得当，可保持 15 至 20 年色泽鲜艳不生锈。是国际上迅速发展起来的一种新型带钢预涂产品，被广泛的应用于建筑、家电、装潢等各种行业。现有三十六种颜色供选择。

Color coated steel sheet is made with coldrolled galvanized steel sheet as substrate, through surface deoiling, phosphating and chromating, etc, and through organic coating and baking.

Tests prove that color sheet, heated with 120℃ in baker for 96 hours, features consistent lusters and colors, without peeling when bent or punched. The coat layer is far more even, stable and better than shaped metal brush coating, and keeps bright without rusting for 15 to 20 years of properly maintenance in normal situation. This is a new kind of pre-coated steel product rapidly developing in the world, widely used in construction, household appliances and decoration industries, 36 kinds of colors are available now.

夹芯板是以上两层 0.5mm 厚的彩色钢板为表层，闭孔阻燃的聚苯乙烯泡沫等为芯层，用特制的粘合剂粘合而成的，具有重量轻、机械强度高、隔热、隔音、耐腐蚀，耐水蒸气渗透及耐候性等优良性能。它广泛用于建筑物的墙体和屋面，室内洁净装修及冷库。

Sandwich board is made with two 0.5mm thick color steel sheets as top and bottom surface layers and close-hole fire-retardant polyurethane foam board as middle layer and with special binder. It features light weight, high mechanical strength, heat insulation, sound insulation, anticorrosiveness, steam resistance and weather resistance, etc, widely used as wall and roof boards of buildings and in refrigerator.

每米板材不同高度、厚度时的允许荷载
Maximum load under different height and thickness for each metre in width 千克 / 米 (kg/m)

板高 (m)	板厚 (mm)	50	75	100	150	200	250
2.5	1534	2538	3557	5627	7715	9810	
3.5	1210	2110	3065	5064	7094	9157	
4.0	1066	1909	2821	4752	6754	8791	
5.0	803	1553	2369	4155	6057	8021	
5.5	735	1401	2166	3872	5713	7632	
6.0	653	1266	1981	3603	5379	7246	
7.5	469	944	1522	2894	4460	6152	

使用跨度选用表 (控制变形小于 L/240)
Span(L)table(Maximum deflection $\delta < L/240$) 米 (m)

板高 (m)	板厚 (mm)	50	75	100	150	200	250
25	5.19	6.91	8.09	9.91	11.45	12.80	
50	3.74	4.96	5.72	7.01	8.09	9.05	
100	2.53	3.49	4.05	4.96	5.72	6.40	
150	1.90	2.70	3.31	4.05	4.67	5.23	
200	1.40	2.10	2.80	3.51	4.05	4.53	
250	1.10	1.70	2.30	3.13	3.62	4.05	
300	0.90	1.40	1.90	2.86	3.31	3.70	





800 单开门




950 单开门




1500 子母门




1800 双开门



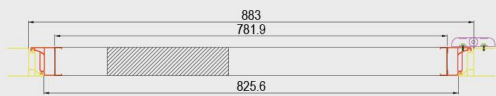
手工板安装 (门洞尺寸: 800×2100mm)



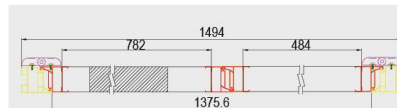
手工板安装 (门洞尺寸: 950×2100mm)




手工板安装 (门洞尺寸: 733×2067mm)



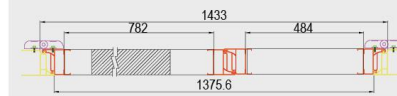
机制板安装 (门洞尺寸: 833×2067mm)



手工板安装 (门洞尺寸: 1500×2100mm)



手工板安装 (门洞尺寸: 1800×2100mm)



机制板安装 (门洞尺寸: 1433×2067mm)



机制板安装 (门洞尺寸: 1733×2067mm)

产品特点:

1. 门框手工板50厚, 机制板卡50厚板, 门扇50厚, 采用高强度铝合金材质, 表面处理可根据需求定制(静电喷涂、电泳、氧化喷沙、仿木纹)。
2. 门扇面板可根据需求选择颜色, 选择彩钢板、不锈钢板、防火板等。
3. 外观美观大方, 容易清洁。圆角观察窗可选规格 (650x450mm、650x250mm)。
4. 双层密封, 安全可靠。

注: 颜色只供参考, 具体以实物为准。

Feature:

1. Door frames manual plate thickness of 50mm, 50mm mechanism interface card plate, door leaf 50mm thickness, high strength aluminum alloy material, surface treatment can be customized according to the demand (electrostatic spraying, electrophoresis, sandblasting oxidation, imitation wood grain)
2. Door leaf panel can choose color according to requirements, choose the color steel plate, stainless steel plate, fire prevention board, etc
3. Appearance is beautiful and easy, easy to clean. The rounded corner window optional specifications(650x450mm、650x250mm).
4. Double seal, safe and reliable.

Remark: The color is just for reference only, specific in kind prevail.

产品特点:

1. 门框手工板50厚, 机制板卡50厚板, 门扇50厚, 采用高强度铝合金材质, 表面处理可根据需求定制(静电喷涂、电泳、氧化喷沙、仿木纹)。
2. 门扇面板可根据需求选择颜色, 选择彩钢板、不锈钢板、防火板等。
3. 外观美观大方, 容易清洁。圆角观察窗可选规格 (650x450mm、650x250mm)。
4. 双层密封, 安全可靠。

注: 颜色只供参考, 具体以实物为准。

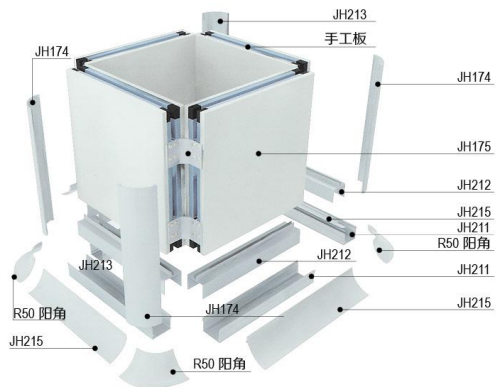
Feature:

1. Door frames manual plate thickness of 50mm, 50mm mechanism interface card plate, door leaf 50mm thickness, high strength aluminum alloy material, surface treatment can be customized according to the demand (electrostatic spraying, electrophoresis, sandblasting oxidation, imitation wood grain)
2. Door leaf panel can choose color according to requirements, choose the color steel plate, stainless steel plate, fire prevention board, etc
3. Appearance is beautiful and easy, easy to clean. The rounded corner window optional specifications(650x450mm、650x250mm).
4. Double seal, safe and reliable.


Remark: The color is just for reference only, specific in kind prevail.

防水式柱子外角分解图

Outside waterproof pillar decomposition diagram



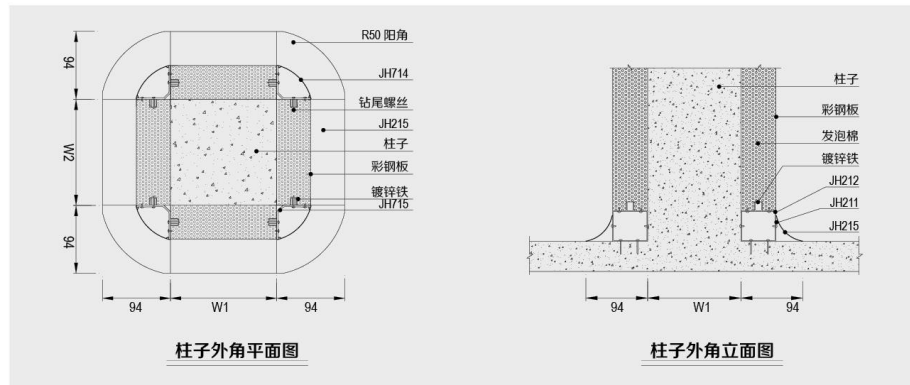
柱子外角收边分解图



柱子外角收边完成图

防水式柱子外角收边示意图

Outside waterproof pillar edge diagram



柱子外角平面图

柱子外角立面图

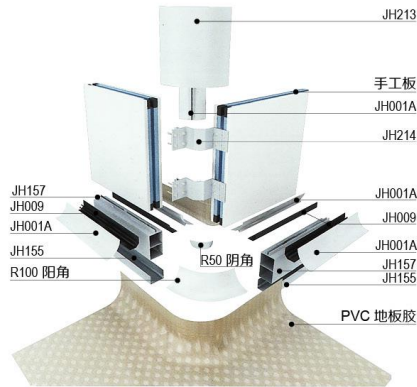
安装说明:

柱子外角收边: 支撑用钻尾螺丝把 JH211 固定在柱子边的平面上, 用钻尾螺丝把 JH212 固定在手工板上, 用钻尾螺丝把 JH211 与 JH212 固定, 把 JH215 扣在 JH211 凹槽上, 用钻尾螺丝把 JH175 固定在手工板上, 用 JH174 扣紧 JH175, 外角相交用 R50 阳角。

The pillars outside edge: supporting drilling screws JH211 secured to the stanchions boundary plane, using the JH212 fixed drill tail screw in the manual plate by screws, the JH211 and JH212 fixed, the JH215 button in JH211 groove, with the drill tail screw JH175 is fixed on the hand plate, using JH174 fastening JH175, angle R50 angle intersection yang.

防水式阴阳角分解图【方案一】

Water-proof yin-yang angle decomposition diagram [plan1]



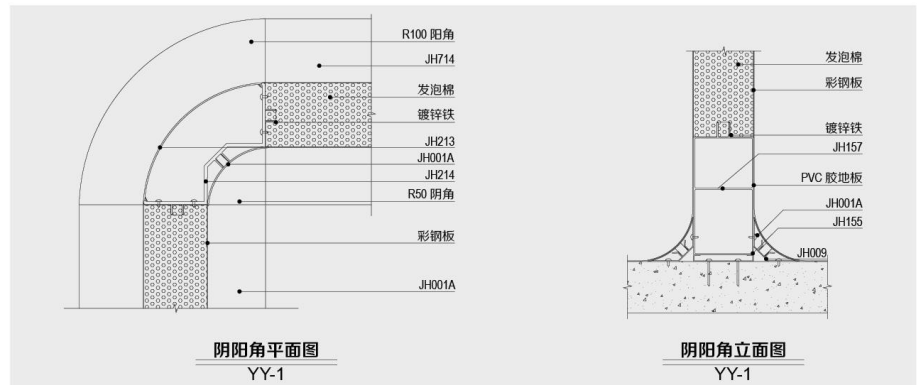
阳角收边分解图



阴角收边分解图

防水式阴阳角示意图【方案一】

Water-proof yin-yang angle diagram [plan1]



阴阳角平面图

YY-1

阴阳角立面图

YY-1


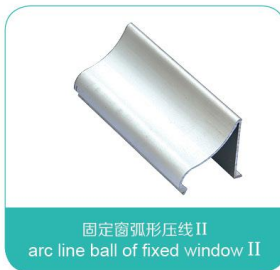
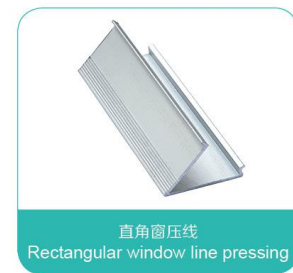






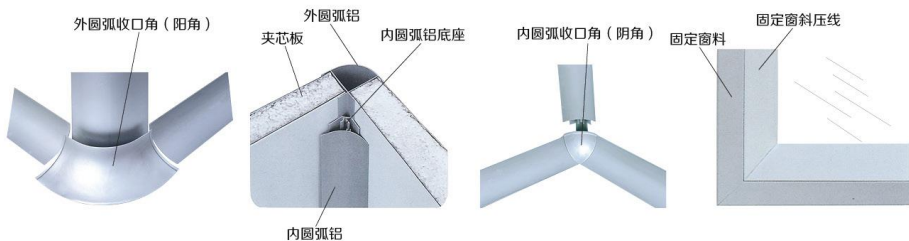
安装说明:

阴阳角收边: 支撑用钻尾螺丝把 JH155 固定在平面上, 用钻尾螺丝把 JH009 固定在 JH155 与 JH157 相交点上, 用钻尾螺丝把 JH214 固定在手工板上, 用 JH001A 扣紧 JH214, 用 JH213 扣紧 JH214, 外角相交用 R100 阳角, 内角相交用 R50 阴角。

The corner edge: support for drilling screws JH155 fixed on a plane surface, using drill tail screw fixed in JH155 Jh009 And JH157 crossing point, with drilling screws JH214 secured to the hand plate, using JH001A fastening JH214, JH213 fastening JH214, an intersection with R95 positive angle, angle of intersection with the R50 corner.




门收口角






封口件
close parts




U型槽
U-channel



暗扣码
The secret code



滴水线
water drip




外包角(L角)
L-angle




窗中柱
window mid-column




泛水板
side flashing




窗包边
window binding



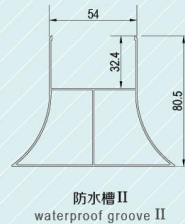
侧面包边
side roof covered edge



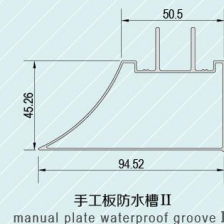
内屋脊
internal ridge



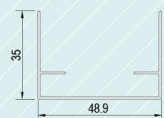
外屋脊
external ridge



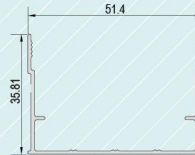
防水槽 II
waterproof groove II



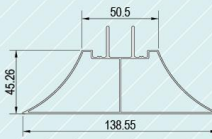
手工板防水槽 II
manual plate waterproof groove II



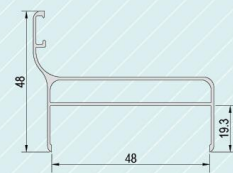
可调节高低防水槽 I
adjustable height of waterproof groove I



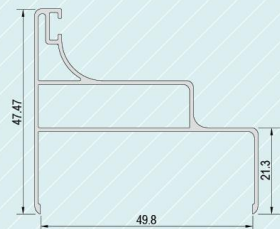
可调节高低防水槽 II
adjustable height of waterproof groove II



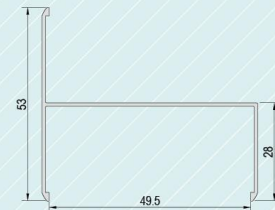
手工板防水槽 I
manual plate waterproof groove I



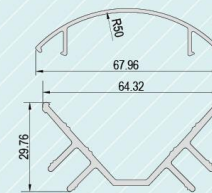
50 弧门料 I
50 arc gate Material I



50 弧门料 II
50 arc gate Material II



H 铝
H aluminum



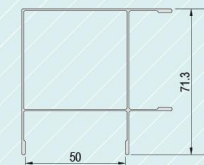
手工板外圆柱 I
manual plate external cylindrical I



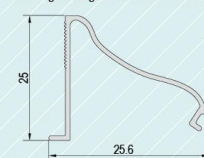
110 酒杯梁
110 the wine glass beam



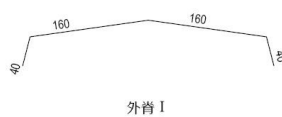
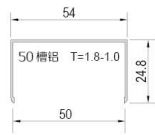
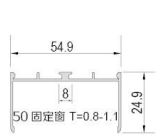
手工板外圆柱 II
manual plate external cylindrical II



50 直角转弯柱
50 right angled corner column



固定圆弧型压线 II
arc line ball of fixed window II



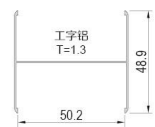
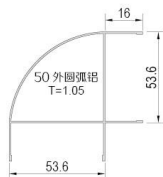
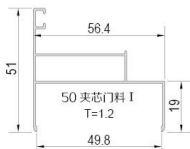
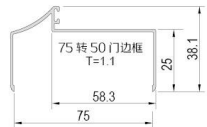
外肖 I



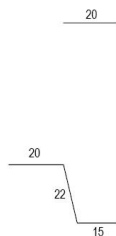
外肖 II




内肖



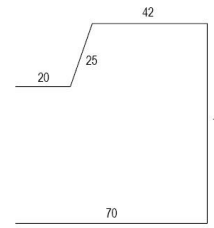
滴水线 I



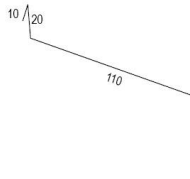
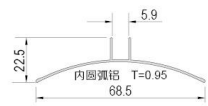
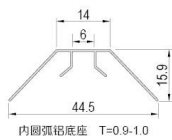
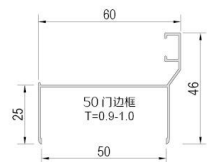
滴水线 II



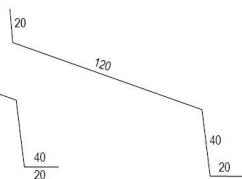
封口槽 I



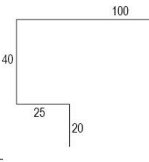
封口槽 II



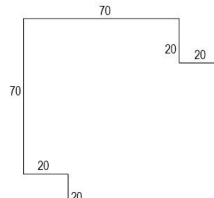
泛水板 I



泛水板 II



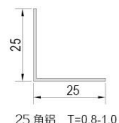
75 窗线



50 封口角

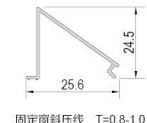


阴角



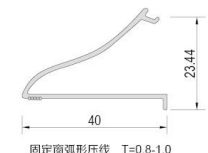
25 角铝 T=0.8-1.0

阳角



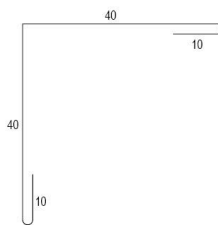
固定窗斜压线 T=0.8-1.0

内圆弧收口角

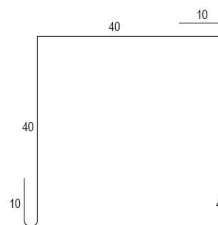


固定窗弧形压线 T=0.8-1.0

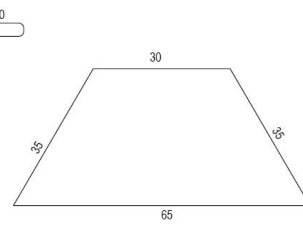
合页



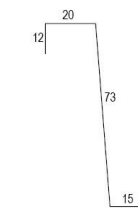
40×40 外角



40×40 内角



盒子



50 镀锌扣码

